



Wedgefield K8

Media Center Collection Development Plan
2023-24

Matthew Pritts

[Matthew Pritts \(Sep 22, 2023 14:31 EDT\)](#)

Matthew Pritts
Principal

Erica M. Irizarry

[Erica M. Irizarry \(Sep 22, 2023 14:34 EDT\)](#)

Erica Irizarry
Certified Educational Media Specialist

Table of Contents

Table of Contents	2
Executive Summary	3
District Strategic Plan 2025	3
School Collection Development Plan	3
School Assessment Analysis	5
Collection Analysis	7
Collection Analysis by Category	8
Notes	8
Representation Analysis	9
Results	9
Strategic Focus	10
Budget and Purchasing Plan	11
Annual Budget 2023-2024	11
Purchasing Plan 2023-2024	11
Year-to-Year Collection Change	12

Executive Summary

District Strategic Plan 2025

Orange County Public Schools is the eighth-largest school district in the United States and the fourth largest in Florida. The district serves more than 206,000 students at 202 schools and is one of the largest employers in Central Florida with more than 25,000 team members.

Vision: To ensure every student has a promising and successful future.

Mission: With the support of families and the community, we create enriching and diverse pathways to lead our students to success.

School Collection Development Plan

Wedgefield K8 serves 962 students enrolled in grades Kindergarten through Eighth. The student population's ethnicity is made of 35% Hispanic and 65% Non-Hispanic students. Additionally, we serve a diverse population made up of 83% White, 8% Black, 1% Native, 2% Asian, 1% Pacific, and 5% Multicultural students.

The administration includes Principal Matthew Pritts and Assistant Principals Christine Markley and Amy London. Wedgefield K8 is proud to offer the many special programs which provide students with opportunities. These include Twirling, Battle of the Books, National Jr. Honor Society, Latinos in Action, Tutoring, Yearbook, Band, Orchestra, Orff Ensemble, Pre-K, Girls on the Run, Chorus, Drama Club and Art Club.

A thorough analysis of the current media center collection at Wedgefield K8 indicates that the average age of the collection is 2013 and the number of books per student is 12.8. The [American Association for School Libraries](#) has established a criteria for highly effective media centers that includes a ratio of 15-20 books available per student in the collection.

At this time, Wedgefield K8 does not meet the recommended standards for the number of books per student.

The analysis of the collection also revealed the following areas of strengths and concerns:

- More than 1,000 books were added last year and it made a small impact on the student ratio, we should double that amount for this year.
- Based on the data collected from the past 2 years of testing, I would need to purchase more PK - 6 reading level books.
- In addition to the physical media center collection, the district provides almost 5,000 eBooks, audiobooks and digital magazines.
- We do not have the recommended books per student, because of this I have noticed we are in need of more bookshelves for us to house these books.

- Students are scoring at a low level on state testing, and our collection does not have enough equilibrium of lexile levels titles to support their improvement.
- This collection is in need of more popular fiction, graphic novels and non-fiction books like cookbooks and other interests of the students.
- Weeding will focus on the OCPS Catalog Project expectations as well as aged titles in fiction and/or nonfiction.
- Purchases of new books will focus on diversity, lower level reading pictures books and shorter fiction books of 2th - 5th reading levels.
- Our collection reading level average is 4th grade.
- We are also in need to purchase books for middle school students' interests.

School Assessment Analysis

The school assessment analysis provides an overview of the school's assessment data for the previous two school years.

Proficiency Data							
Assessment	2021-22	Assessment	2022-23	Assessment	2021-22	Assessment	2022-23
		Star Early Literacy Proficiency	71%				
		Star Reading Proficiency	69%			Star Math Proficiency	67%
FSA ELA Grade 3	56%	FAST ELA Proficiency Grade 3	65%	FSA Math Grade 3	63%	FAST Math Proficiency Grade 3	65%
FSA ELA Grade 4	62%	FAST ELA Proficiency Grade 4	67%	FSA Math Grade 4	67%	FAST Math Proficiency Grade 4	72%
FSA ELA Grade 5	76%	FAST ELA Proficiency Grade 5	61%	FSA Math Grade 5	80%	FAST Math Proficiency Grade 5	58%
FSA ELA Grade 6	62%	FAST ELA Proficiency Grade 6	55%	FSA Math Grade 6	58%	FAST Math Proficiency Grade 6	70%
FSA ELA Grade 7	45%	FAST ELA Proficiency Grade 7	54%	FSA Math Grade 7	57%	FAST Math Proficiency Grade 7	51%
FSA ELA Grade 8	61%	FAST ELA Proficiency Grade 8	51%	FSA Math Grade 8	54%	FAST Math Proficiency Grade 8	83%
Civics EOC	81%	Civics EOC	78%	FSA Algebra 1 EOC	93%	BEST Algebra 1 EOC	89%
NGSSS Sci 5 EOC	73%	NGSSS Sci 5 EOC	72%	FSA Geometry EOC	100%	BEST Geometry EOC	96%

NGSSS Sci 8 EOC	65%	NGSSS Sci 8 EOC	67%	
----------------------------	-----	----------------------------	-----	--

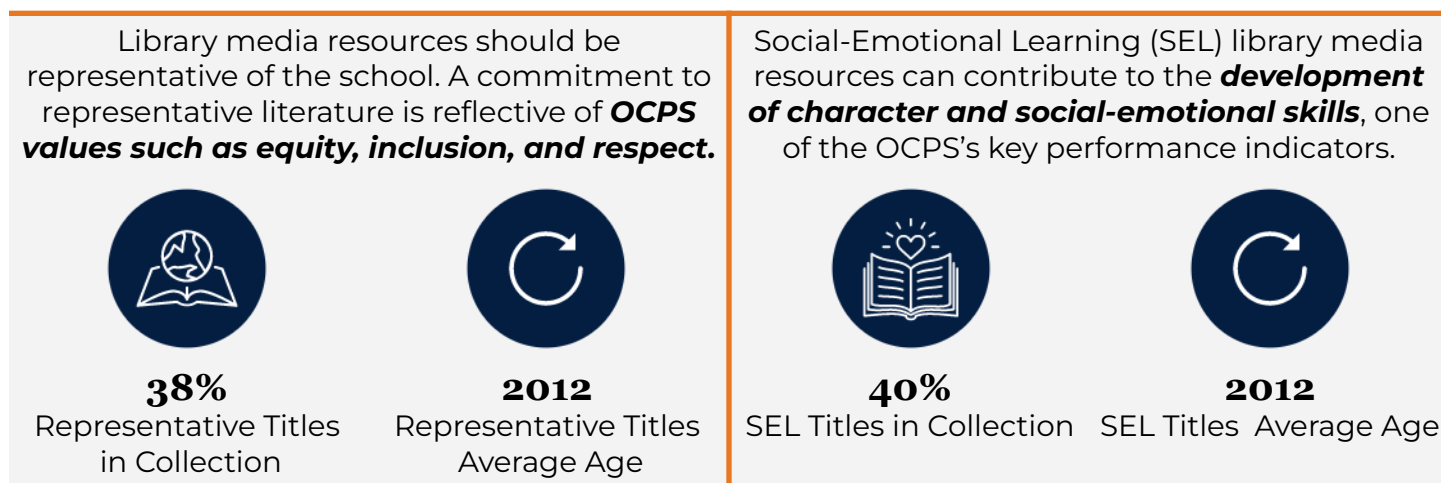

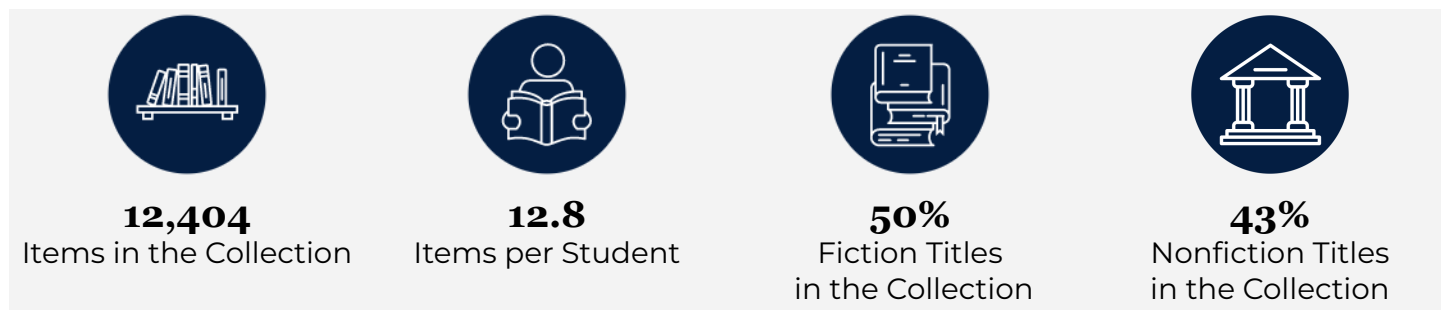
Comparison between 2021-22 and 2022-23 Testing Data

(adapted from <https://www.fldoe.org/accountability/assessments/k-12-student-assessment/results/2023.stml>)

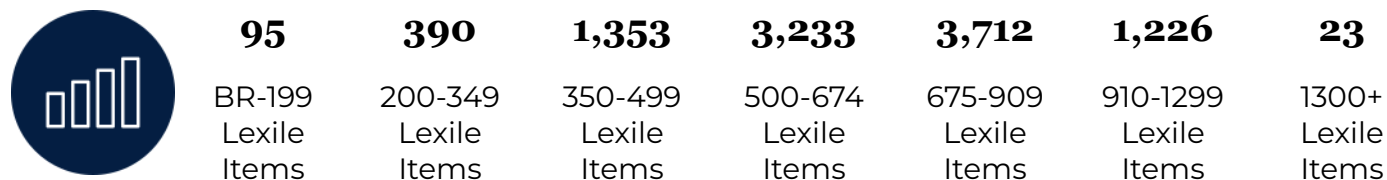
In 2023, the state transitioned from Florida Standards Assessments (FSA) to Florida Assessment of Student Thinking (FAST) for English Language Arts (ELA) and Mathematics. The 2022-23 for FAST and Benchmarks for Excellent Student Thinking (B.E.S.T.) End-of-Course (EOC) assessments are based on **provisional** achievement level cuts that are linked to each assessment's respective 2021-22 reporting scale. Comparisons should not be made between the 2023 data and previous years' data. The implementation of FAST K-2 in the 2022-23 school year was the first administration of statewide assessments for students in grades K-2. These assessments include Star Early Literacy Proficiency, Star Reading Proficiency, and Star Math Proficiency.

Collection Analysis

The collection is developed for and influenced by students, their interests, academic needs and alignment to the curriculum. The data below is a snapshot of the collection based on a Titlewise Analysis from July 2023. Purchasing or weeding after that time is not reflected in this data.



Library media resources are distributed across the **Lexile reading level ranges** noted below.



Collection Analysis by Category

The information collected in this section provides a detailed look at the current library collection by classification and genre. The information was gathered from Follett Destiny, the library management system, and Titlewave, the vendor's ordering and analysis tool.

Section	# of Titles	Average Age
Computer Science, Information & General Works	89	2014
Philosophy & Psychology	55	2013
Religion	24	2013
Social Sciences	626	2014
Language	57	2012
Science	1,159	2015
Technology	554	2015
Arts & Recreation	442	2015
Literature	189	2011
History & Geography	702	2014
Biography	743	2012
Easy	2,683	2010
General Fiction	2,013	3,517
Graphic Novels	831	2017

Notes

- Need to update books of technology and computers.
- We are in need of more Graphic Novels.

Representation Analysis

Enrollment & Demographic Data					
962 2023-24 Student Enrollment as of September 7, 2023	Subgroups		Federal Ethnicity		
	9% ELL	12% ESE	35% Hispanic	65% Non-Hispanic	
Federal Race Category					
83% White	8% Black	1% Native	2% Asian	1% Pacific	5% Multicultural

To deepen focus on strategic collection development, specific sections of the collection were analyzed in detail to determine whether the media center collection reflects and represents various points of view and experiences. The goal is to provide a balanced collection that can be both a mirror, to reflect a reader's experience, and a window, so readers can experience different viewpoints.

Results

Based on the available school data of Wedgefield K8 in comparison to Collection Analysis results, it was found that:

Student Representation	% of Students	Total # of Titles	Total % of Titles	Avg. Age of Titles
Hispanic	35%	129	1%	2014
Black	8%	421	3%	2013
Native	1%	126	1%	2010
Asian	2%	97	.07%	2013

Strategic Focus

This page lists the priorities for selection and weeding for each school year and includes the action, updates, and outcomes. This is subject to change due to funding and time constraints.

School Year	Strategic Focus
2023-2024	Selection Priorities <ul style="list-style-type: none">• Graphic Novels• Easy books for lower grades• Fictions for 3 - 8• New series
	Weeding Priorities <ul style="list-style-type: none">• Catalog clean up• Damaged book• Outdated books
2024-2025	Selection Priorities <ul style="list-style-type: none">• New Series• Graphic Novels• Smaller Fiction books 3 - 8• Non - Fiction Art, Food and Literature
	Weeding Priorities <ul style="list-style-type: none">• Outdated books• Damaged books

Budget and Purchasing Plan

This page outlines the current budget available and specifically lists the priorities for this school year (2023-2024).

Annual Budget 2023-2024

State Funds	
<i>Source</i>	<i>Amount</i>
State (1001111000)	11,960.07
Internal Accounts	
<i>Source</i>	<i>Amount</i>
Internal Account	2,998.83
Scholastic Bucks	6,429.70
Library Fines	927.88
TOTAL	22,046.48

Purchasing Plan 2023-2024

Approximate Purchasing Plan	
<i>Purpose</i>	<i>Amount</i>
Sunshine State Books	1,693.68
New Books	13,000
Incentives	1,000
Supplies	500
TOTAL	16,193.68

Year-to-Year Collection Change

The information below represents the year-to-year change within the library media center collection from the 2022-23 to 2023-24 school year. The 2022-23 data is based on a collection analysis from June 2022, while the 2023-24 is based on a collection analysis from July 2023.

Data Reflection

- Over 1,000 books were added to the collection on the 22-23 year.
- Less than 100 was weeded due to damaged from the students.
- Even with the 1,00 books added the average age was still the same, but the recommended ratio has gone up.
- Even with the new addition we are still under the recommended books per student.





2022-23 Purchased and Weeded Materials

Materials
Added to the
Collection

1,425

Materials
Weeded from
the Collection

94

Category	2022-23	2023-24
 Items in the Collection	10,954	12,404
 Items per Student	11	13
 Average Age of Collection	2013	2013
 Representative Titles in the Collection	38%	38%